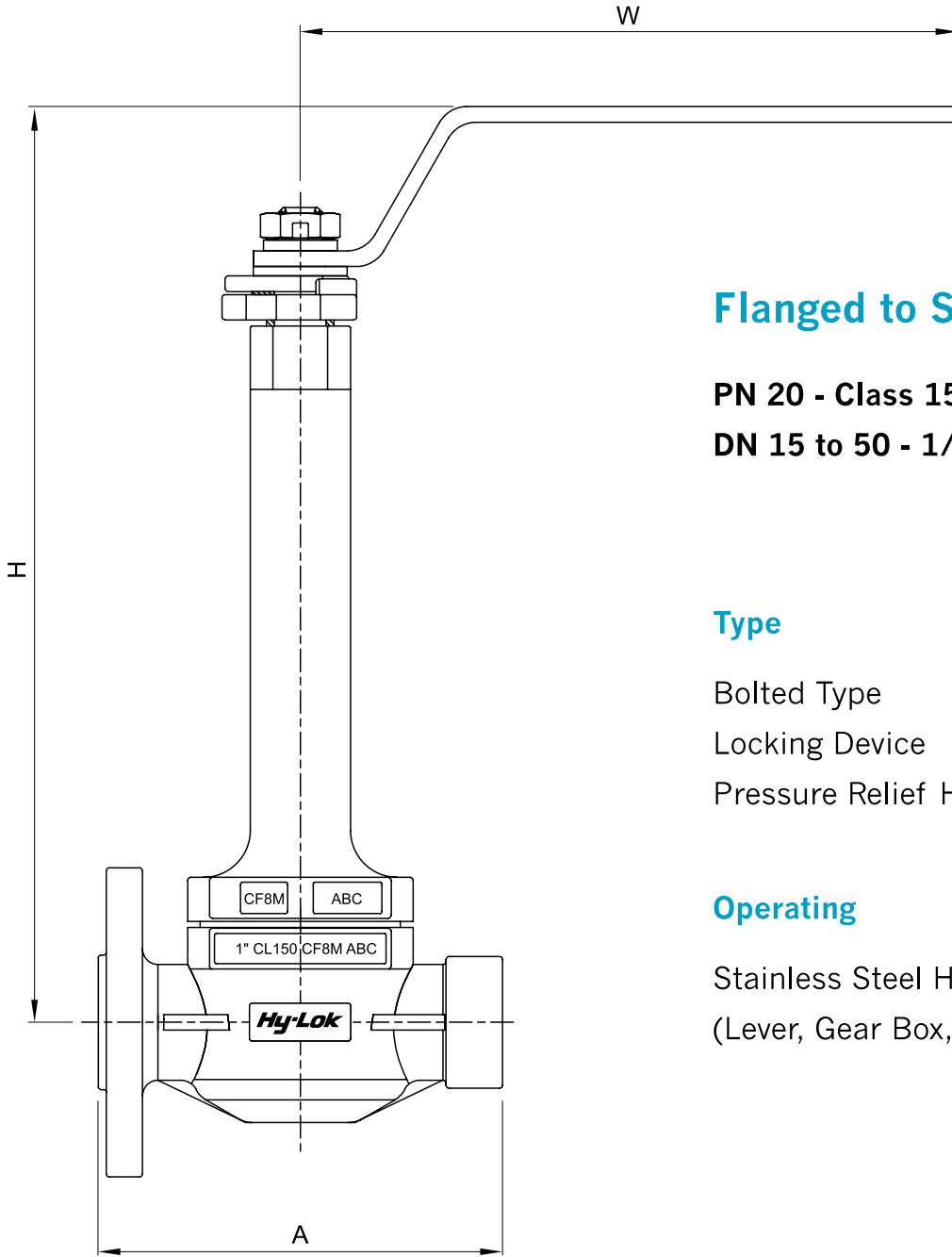


Cryogenic Ball Valve



Flanged to Screwed Ends

PN 20 - Class 150 lbs
DN 15 to 50 - 1/2" to 2"

Type

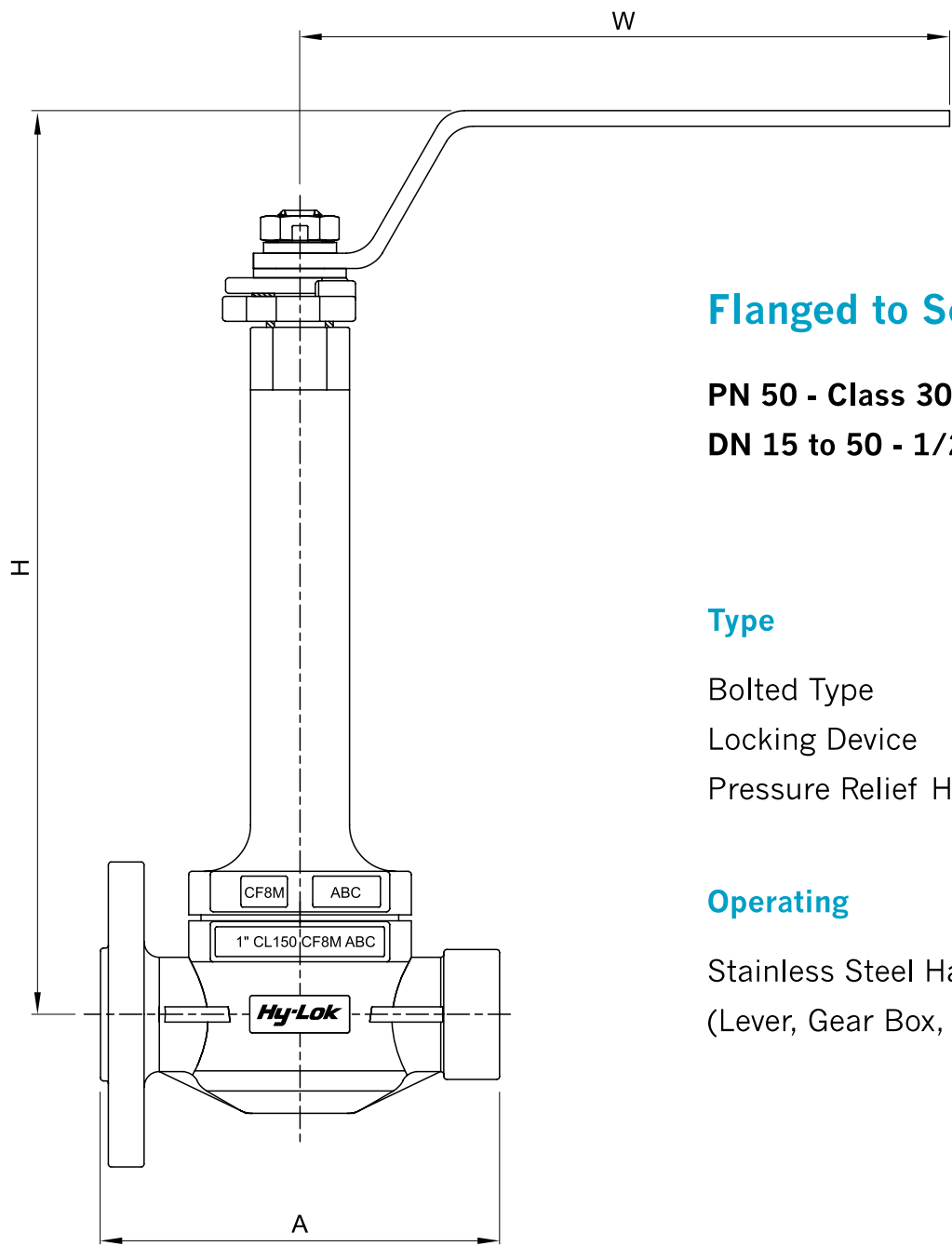
- Bolted Type
- Locking Device
- Pressure Relief Hole

Operating

- Stainless Steel Handle
(Lever, Gear Box, Actuator)

Dimensions in mm

DN	1/2"	3/4"	1"	1-1/2"	2"
A	108	117	127	165	210
H	275	290	290	330	330
W	210	230	230	260	260
Weight RF (kg)	3.4	3.8	6.2	9.1	17.8



Flanged to Screwed Ends

PN 50 - Class 300 lbs
DN 15 to 50 - 1/2" to 2"

Type

- Bolted Type
- Locking Device
- Pressure Relief Hole

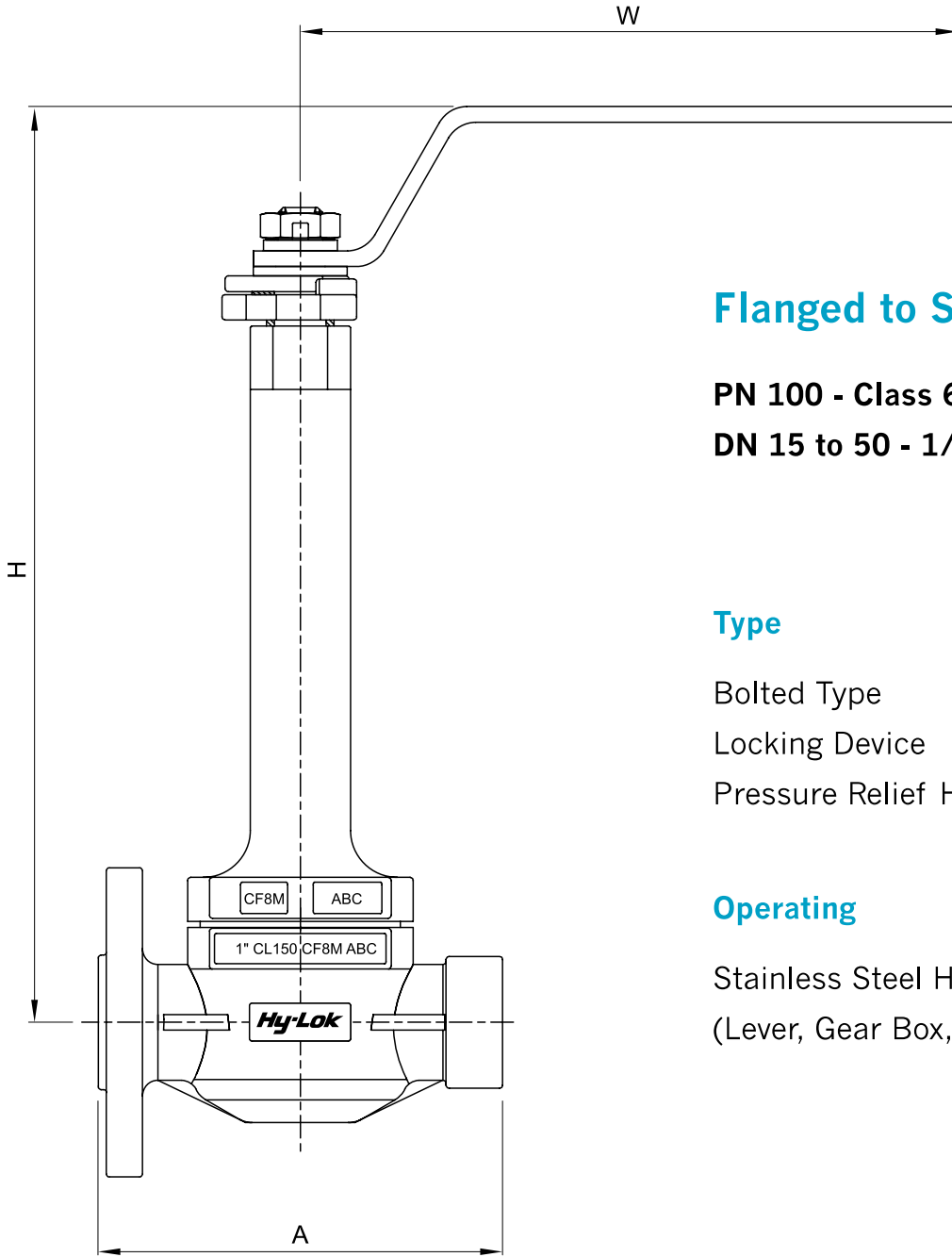
Operating

- Stainless Steel Handle
(Lever, Gear Box, Actuator)

Dimensions in mm

DN	1/2"	3/4"	1"	1-1/2"	2"
A	140	152	165	190	216
H	290	295	300	320	335
W	210	230	230	260	269
Weight RF (kg)	4.3	5.9	8.6	15.4	22.6

Cryogenic Ball Valve



Flanged to Screwed Ends

PN 100 - Class 600 lbs
DN 15 to 50 - 1/2" to 2"

Type

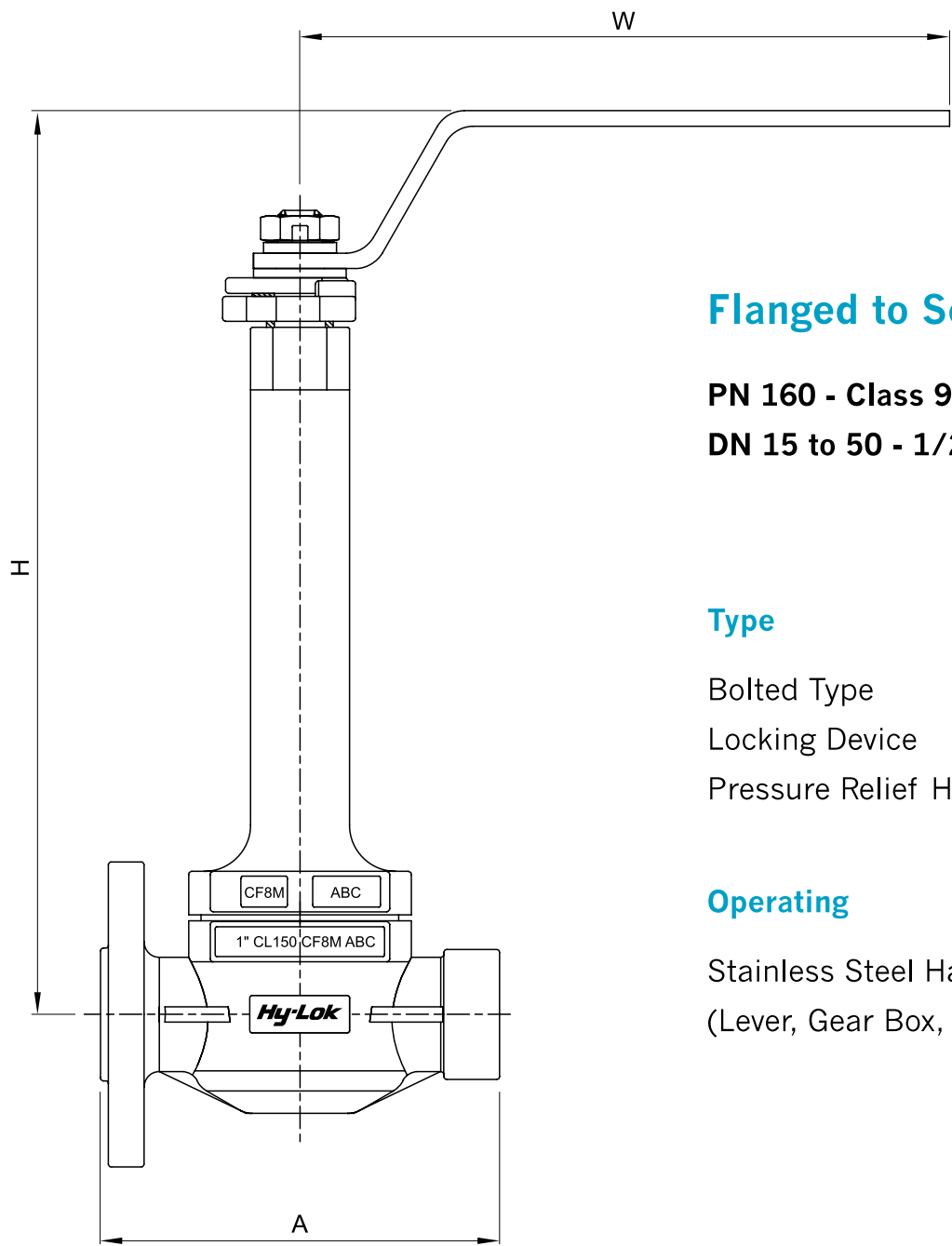
- Bolted Type
- Locking Device
- Pressure Relief Hole

Operating

Stainless Steel Handle
 (Lever, Gear Box, Actuator)

Dimensions in mm

DN	1/2"	3/4"	1"	1-1/2"	2"
A	165	190	216	241	292
H	295	295	300	320	350
W	210	230	230	260	269
Weight RF (kg)	6.2	8.6	17.4	20.0	32.3



Flanged to Screwed Ends

PN 160 - Class 900 lbs
DN 15 to 50 - 1/2" to 2"

Type

- Bolted Type
- Locking Device
- Pressure Relief Hole

Operating

- Stainless Steel Handle
(Lever, Gear Box, Actuator)

Dimensions in mm

DN	1/2"	3/4"	1"	1-1/2"	2"
A	216	229	254	305	368
H	300	300	305	355	370
W	230	260	260	350	450
Weight RF (kg)	12.3	14.7	18.6	44.6	57.2