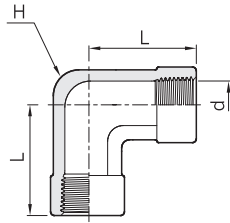


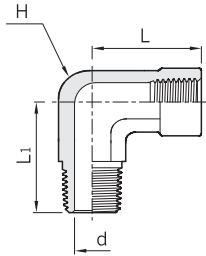
## Elbow H-SLA



### Female NPT Both Ends.

Part No.	Pipe Size	L	d	H Width Across Flat	Pressure Rating			
					SS316 Carbon Steel		Brass	
					psig	bar	psig	bar
H - SLA - 2N	1/8	24.0	8.9	12.7	6,500	447	3,200	220
H - SLA - 4N	1/4	29.0	11.7	17.5	6,600	454	3,300	227
H - SLA - 6N	3/8	34.5	15.0	20.6	5,300	365	2,600	179
H - SLA - 8N	1/2	37.0	18.7	25.4	4,900	337	2,400	165
H - SLA - 12N	3/4	46.5	23.5	31.8	4,600	316	2,300	158
H - SLA - 16N	1	48.8	29.7	42.9	4,400	303	2,200	151

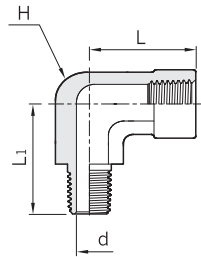
## Street Elbow H-SLC



### Female to Male NPT.

Part No.	Pipe Size	L	L <sub>1</sub>	d	H Width Across Flat	Pressure Rating			
						SS316 Carbon Steel		Brass	
						psig	bar	psig	bar
H - SLC - 2N	1/8	24.1	19.6	4.8	12.7	6,500	447	3,200	220
H - SLC - 4N	1/4	29.0	26.5	7.1	17.5	6,600	454	3,300	227
H - SLC - 6N	3/8	34.5	28.2	9.6	20.6	5,300	365	2,600	179
H - SLC - 8N	1/2	37.0	35.3	11.9	25.4	4,900	337	2,400	165
H - SLC - 12N	3/4	46.5	39.6	15.7	31.8	4,600	316	2,300	158
H - SLC - 16N	1	48.8	49.2	22.3	42.9	4,400	303	2,200	151

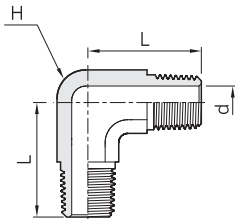
## Reducing Street Elbow H-SLCR



### Female to Male NPT.

Part No.	Pipe Size	Male Pipe Size	L	L <sub>1</sub>	d	H Width Across Flat	Pressure Rating			
							SS316 Carbon Steel		Brass	
							psig	bar	psig	bar
H - SLCR 4 - 2N	1/4	1/8	29.0	22.4	4.8	17.5	6,500	447	3,200	220
H - SLCR 6 - 4N	3/8	1/4	34.5	28.2	7.1	20.6	5,300	365	2,600	179
H - SLCR 8 - 4N	1/2	1/4	37.0	30.5	7.1	25.4	4,900	337	2,400	165
H - SLCR 8 - 6N	1/2	3/8	37.0	30.5	9.6	25.4	4,900	337	2,400	165
H - SLCR12 - 8N	3/4	1/2	46.5	39.6	11.9	31.8	4,600	316	2,300	158
H - SLCR16 - 8N	1	1/2	48.8	44.5	11.9	42.9	4,400	303	2,200	151

## Male Elbow H-SML



### Male NPT Both Ends.

Part No.	Pipe Size	L	d	H Width Across Flat	Pressure Rating			
					SS316 Carbon Steel		Brass	
					psig	bar	psig	bar
H - SML - 2N	1/8	19.05	4.8	12.7	10,000	689	5,000	344
H - SML - 4N	1/4	24.50	7.1	12.7	8,000	551	4,000	275
H - SML - 6N	3/8	26.90	9.6	17.5	7,800	537	3,900	268
H - SML - 8N	1/2	33.20	11.9	20.6	7,700	530	3,800	261
H - SML - 12N	3/4	35.30	15.7	25.4	7,300	502	3,600	248
H - SML - 16N	1	44.50	22.3	31.8	5,300	365	2,600	179

All dimensions are in millimeters unless otherwise specified. Dimensions are for reference only, subject to change.