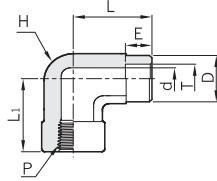
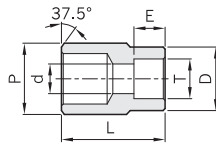


Female Elbow H-SLD



Part No.	T Tube O.D	P-NPT Female Pipe Size	L	L ₁	D	d	E	H Width Across Flat	Working Pressure SS316	
									psig	bar
H - SLD4T - 4N	1/4	1/4	22.9	29.7	12.2	4.8	7.1	17.4	6,200	427
H - SLD6T - 4N	3/8	1/4	25.1	29.7	15.3	4.1	7.9	17.4	7,000	482
H - SLD6T - 8N	3/8	1/2	28.7	37.0	15.3	7.1	7.9	25.4	5,400	372
H - SLD8T - 8N	1/2	1/2	30.2	37.0	18.5	10.2	9.7	25.4	5,400	372

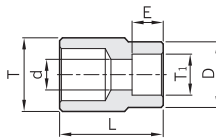
Pipe Weld to Tube Socket Weld H-SWRM



Part No.	P Pipe Size	T Tube Socket Size	L	D	d	E	Working Pressure SS316	
							psig	bar
H - SWRM 4P - 4T	1/4	1/4	22.4	13.7	4.6	7.1	9,600	661
H - SWRM 6P - 6T	3/8	3/8	26.2	15.3	7.1	7.9	7,600	523
H - SWRM 6P - 8T	3/8	1/2	27.9	18.5	10.2	9.7	6,200	427
H - SWRM 8P - 4T	1/2	1/4	28.4	12.2	4.6	7.1	7,300	502
H - SWRM 8P - 6T	1/2	3/8	28.4	15.3	7.1	7.9	7,300	502
H - SWRM 8P - 8T	1/2	1/2	30.2	18.5	10.2	9.7	6,200	427
H - SWRM12P - 6T	3/4	3/8	38.1	15.3	7.1	7.9	6,200	427
H - SWRM12P - 8T	3/4	1/2	38.1	18.5	10.2	9.7	6,200	427

Used to reduce from a pipe butt weld or pipe socket weld to a smaller tube size

Tube Weld to Tube Socket Weld H-SWRM



Part No.	T Tube Size	T ₁ Tube Socket Size	L	D	d	E	Working Pressure SS316	
							psig	bar
H - SWRM 4T - 2T	1/4	1/8	14.2	7.4	2.3	2.5	11,800	813
H - SWRM 6T - 4T	3/8	1/4	19.1	12.2	4.6	7.1	7,700	530
H - SWRM 8T - 4T	1/2	1/4	22.4	18.2	4.6	7.1	7,000	482
H - SWRM 8T - 6T	1/2	3/8	22.4	15.7	8.1	7.9	7,000	482
H - SWRM12T - 8T	3/4	1/2	28.4	18.5	10.2	9.7	5,900	406
H - SWRM16T - 8T	1	1/2	35.1	18.5	10.2	9.7	5,600	344

Used to reduce from a tube butt weld or tube socket weld to a smaller tube size



Distributed by :