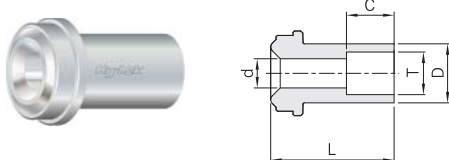
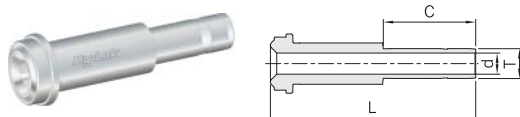


## Short Socket Weld Gland H-ZGS



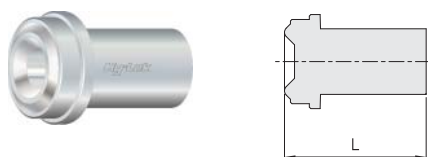
Part No.	ZCR Size	T Tube Socket	d		D		L		C		Working Pressure psig (bar)		
			mm	in.	mm	in.	mm	in.	mm	in.	NI	SS	CU
H-ZGS-4SL12.7	1/4	1/4	4.55	0.18	8.9	0.35	12.7	0.50	7.1	0.28	5500 (378)		
H-ZGS-4SL19.1							19.1	0.75					

## Tube Adapter Gland H-ZGT



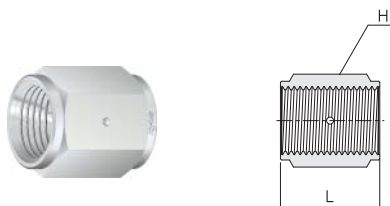
Part No.	ZCR Size	T Tube Socket	d		L		C		Working Pressure psig (bar)		
			mm	in.	mm	in.	mm	in.	NI	SS	CU
H-ZGT-4	1/4	1/4	4.30	0.17	41.0	1.62	16.2	0.64	8000 (511)	10000 (689)	6400 (440)
H-ZGT-6	1/2	3/8	6.80	0.27	46.0	1.81	17.8	0.70	3500 (241)	4300 (296)	2800 (192)
H-ZGT-8		1/2	9.40	0.37	49.3	1.94	24.4	0.96			

## Blind Gland H-ZBG



Part No.	ZCR Size	L	
		mm	in.
H-ZBG- 2	1/8	17.8	0.70
H-ZBG- 4	1/4	33.3	1.31
H-ZBG- 8	1/2	38.1	1.50
H-ZBG-12	3/4	50.8	2.00
H-ZBG-16	1	56.4	2.22

## Coupling H-ZC



Part No.	ZCR Size	L		H
		mm	in.	in.
H-ZC- 2	1/8	16.8	0.66	7/16
H-ZC- 4	1/4	30.2	1.19	3/4
H-ZC- 8	1/2	33.3	1.31	1 1/16
H-ZC-12	3/4	42.7	1.68	1 1/2
H-ZC-16	1	51.8	2.04	1 3/4

Dimensions are reference only, subject to change.