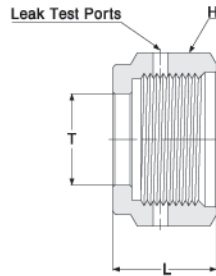


Hy-Lok ZCO O-Ring Face Seal Fittings

NUTS

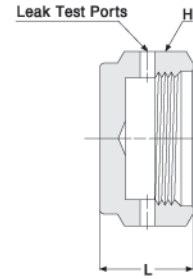
Female Nut

Connects a ZCO gland and body.



Blind Nut

Seals a ZCO body.

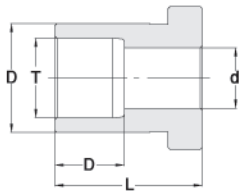


Part Number	ZCO Size in	L	T	H Hex Flat
		in. (mm)		
H-ZCOFN - 4	1/4	0.66 (16.76)	0.40 (10.16)	11/16"
H-ZCOFN - 8	1/2	0.69 (17.53)	0.61 (15.49)	1"
H-ZCOFN - 12	3/4	0.81 (20.57)	0.94 (23.88)	1-1/2"
H-ZCOFN - 16	1	0.81 (20.57)	1.25 (31.75)	1-3/4"

Part Number	ZCO Size in	L	H Hex Flat
		in. (mm)	
H-ZCOBN - 4	1/4	0.44 (11.18)	11/16"
H-ZCOBN - 8	1/2	0.56 (14.22)	1"
H-ZCOBN - 12	3/4	0.75 (19.05)	1-1/2"
H-ZCOBN - 16	1	0.81 (20.57)	1-3/4"

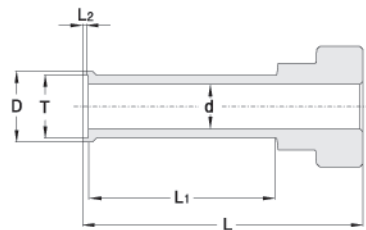
GLANDS Adapt tubing to ZCO O-ring face seal.

Socket Weld Gland



Part Number	ZCO Size in	T Tube O.D.	D	d	L	L ₂	Working Pressure	
			in. (mm)				psig	bar
H-ZCOSWG - 2	1/8	1/8"	0.38 (9.65)	0.09 (2.29)	0.77 (19.56)	0.10 (2.54)	15400	1060
H-ZCOSWG - 4	1/4	1/4"	0.38 (9.65)	0.18 (4.57)	0.77 (19.56)	0.28 (7.11)	6800	460
H-ZCOSWG - 6	1/2	3/8"	0.60 (15.24)	0.28 (7.11)	0.81 (20.57)	0.31 (7.87)	8100	560
H-ZCOSWG - 8	1/2	1/2"	0.60 (15.24)	0.40 (10.16)	0.81 (20.57)	0.38 (9.65)	3000	200
H-ZCOSWG - 12	3/4	3/4"	0.92 (23.37)	0.62 (15.75)	0.94 (23.88)	0.44 (11.17)	3700	250
H-ZCOSWG - 16	1	1"	1.19 (30.23)	0.87 (22.10)	0.98 (24.90)	0.62 (15.75)	3000	200

Automatic Tube Weld Gland



Part Number	ZCO Size in	T Tube O.D.	D	d	L	L ₁	L ₂	Nominal Wall Thickness	Working Pressure	
			in. (mm)						psig	bar
H-ZCOTWG- 4A	1/4	1/4"	0.29 (7.37)	0.18 (4.57)	1.12 (28.45)	0.75 (19.05)	0.02 (0.51)	0.035"	5100	350
H-ZCOTWG- 6A	1/2	3/8"	0.41 (10.41)	0.31 (7.87)	1.13 (28.70)	0.75 (19.05)	0.03 (0.76)	0.035"	3300	220
H-ZCOTWG- 8A	1/2	1/2"	0.55 (13.97)	0.40 (10.16)	1.14 (28.96)	0.75 (19.05)	0.04 (1.02)	0.049"	3500	240
H-ZCOTWG-12A	3/4	3/4"	0.80 (20.32)	0.65 (16.51)	1.20 (30.48)	0.75 (19.05)	0.04 (1.02)	0.049"	2100	150
H-ZCOTWG-16A	1	1"	1.06 (26.92)	0.87 (22.10)	1.41 (35.81)	0.96 (24.38)	0.04 (1.02)	0.065"	2100	150