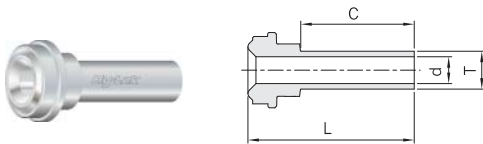


## Clean Fittings

### Short Tube Butt Weld Gland

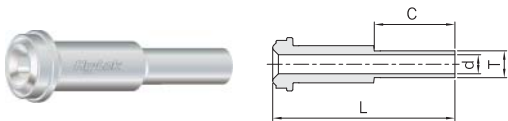
## H-ZSG



Part No.	ZCR Size	T Tube O.D.	Nominal Wall Thickness	d		L		C		Working Pressure psig (bar)		
				mm	in.	mm	in.	mm	in.	NI	SS	CU
H-ZSG - 2	1/8	1/8	0.028 in.	1.50	0.06	27.4	1.08	19.05	0.75	8500 (585) 6800 (468)		
H-ZSG - 4	1/4	1/4	0.035 in.	4.55	0.18	27.9	1.10			5100 (351)		
H-ZSG8- 4				3500 (241)	4300 (296)	2800 (192)						
H-ZSG - 6	1/2	3/8		7.67	0.30	28.4	1.12			3300 (227) 2600 (179)		
H-ZSG - 8		1/2	0.049 in.	10.14	0.40					3500 (241) 2800 (192)		
H-ZSG - 6M	1/4	6mm	1.0 mm	4.06	0.16	29.5	1.16			6800 (468) 5400 (372)		
H-ZSG - 8M		8mm		6.12	0.24					4900 (337)		
H-ZSG -10M	1/2	10mm		8.12	0.32	3500 (241) 2800 (192)						
H-ZSG -12M		12mm		9.96	0.39	3100 (213) 2400 (165)						
H-ZSG -18M		3/4	18mm	1.5 mm	15.00	0.59	31.0			1.22	3000 (206)	

### Long Tube Butt Weld Gland

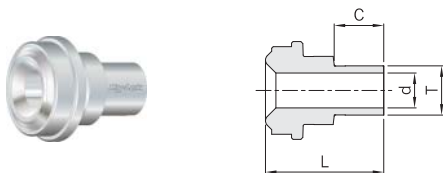
## H-ZLG



Part No.	ZCR Size	T Tube O.D.	Nominal Wall Thickness	d		L		C		Working Pressure psig (bar)		
				mm	in.	mm	in.	mm	in.	NI	SS	CU
H-ZLG - 2	1/8	1/8	0.028 in.	1.50	0.06	36.1	1.42	19.05	0.75	8500 (585) 6800 (468)		
H-ZLG - 4	1/4	1/4	0.035 in.	4.55	0.18	43.2	1.70			5100 (351)		
H-ZLG8- 4				3500 (241)	4300 (296)	2800 (192)						
H-ZLG - 6	1/2	3/8		7.67	0.30	45.5	1.79			3300 (227) 2600 (179)		
H-ZLG - 8		1/2	0.049 in.	10.14	0.40					3500 (241) 2800 (192)		
H-ZLG -12	3/4	3/4	0.065 in.	16.50	0.65	51.6	2.03			2400 (165) 1900 (130)		
H-ZLG -12T065					15.75	0.62						
H-ZLG -16	1	1		22.10	0.87	58.9	2.32			6800 (468) 5400 (372)		
H-ZLG - 6M	1/4	6mm	1.0 mm	4.06	0.16	43.2	1.70			4900 (337)		
H-ZLG - 8M		8mm		6.12	0.24							
H-ZLG -10M	1/2	10mm		8.12	0.32	45.5	1.79			3500 (241) 2800 (192)		
H-ZLG -12M		12mm		9.96	0.39	3100 (213) 2400 (165)						
H-ZLG -18M		18mm	1.5 mm	15.00	0.59	51.6	2.03	3000 (206)				

### Mini Short Tube Butt Weld Gland

## H-ZMSG



Part No.	ZCR Size	T Tube O.D.	Nominal Wall Thickness	d		L		C		Working Pressure psig (bar)		
				mm	in.	mm	in.	mm	in.	NI	SS	CU
H-ZMSG- 4	1/4	1/4	0.035 in.	4.55	0.18	15.2	0.60	6.35	0.25	5100 (351)		
H-ZMSG- 6	3/8	3/8		7.67	0.30	15.8	0.62			3300 (227) 2600 (179)		
H-ZMSG- 8	1/2	1/2	0.049 in.	10.14	0.40					3500 (241) 2800 (192)		
H-ZMSG- 6M	1/4	6mm	1.0 mm	4.06	0.16	15.2	0.60			6800 (468) 5400 (372)		
H-ZMSG- 8M		8mm		6.12	0.24	4900 (337)						
H-ZMSG-10M	1/2	10mm		8.12	0.32	15.8	0.62			3500 (241) 2800 (192)		
H-ZMSG-12M		12mm		9.96	0.39	3100 (213) 2400 (165)						

Dimensions are reference only, subject to change.