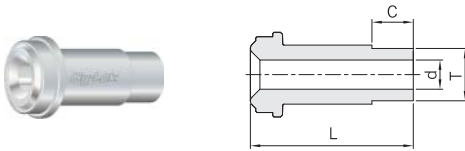
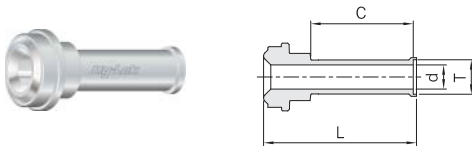


Mini Long Tube Weld Gland  
**H-ZMLG**



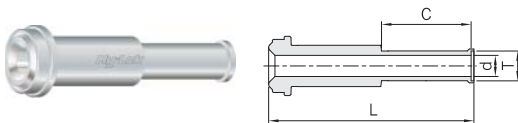
Part No.	ZCR Size	T Tube O.D.	Nominal Wall Thickness	d		L		C		Working Pressure psig (bar)		
				mm	in.	mm	in.	mm	in.	NI	SS	CU
H-ZMLG- 4	1/4	1/4	0.035 in.	4.55	0.18	30.5	1.20	6.35	0.25	5100 (351)		
H-ZMLG- 6	1/2	3/8		7.67	0.30	32.8	1.29			3300 (227)	2600 (179)	
H-ZMLG- 8		1/2	0.049 in.	10.14	0.40					3500 (241)	2800 (192)	
H-ZMLG- 6M	1/4	6mm	1.0 mm	4.06	0.16	31.0	1.22			6800 (468)	5400 (372)	
H-ZMLG- 8M		8mm		6.12	0.24	31.2	1.23			4900 (337)		
H-ZMLG-10M	1/2	10mm		8.12	0.32	32.8	1.29			3500 (241)	2800 (192)	
H-ZMLG-12M		12mm		9.96	0.39	33.8	1.33			3100 (213)	2400 (165)	

Short Tube Weld Gland with Shoulder  
**H-ZSG-A**



Part No.	ZCR Size	T Tube O.D.	Nominal Wall Thickness	d		L		C		Working Pressure psig (bar)		
				mm	in.	mm	in.	mm	in.	NI	SS	CU
H-ZSG- 4A	1/4	1/4	0.035 in.	4.55	0.18	28.4	1.12	19.05	0.75	5100 (351)		
H-ZSG- 6A	1/2	3/8		7.67	0.30	29.2	1.15			3300 (227)	2600 (179)	
H-ZSG- 8A		1/2	0.049 in.	10.14	0.40	29.5	1.16			3500 (241)	2800 (192)	
H-ZSG- 6MA	1/4	6mm	1.0 mm	4.06	0.16	30.0	1.18			6800 (468)	5400 (372)	
H-ZSG- 8MA		8mm		6.12	0.24	30.2	1.19			4900 (337)		
H-ZSG-10MA	1/2	10mm		8.12	0.32	31.0	1.22			3500 (241)	2800 (192)	
H-ZSG-12MA		12mm		9.96	0.39	30.5	1.20			3100 (213)	2400 (165)	

Long Tube Weld Gland with Shoulder  
**H-ZLG-A**



Part No.	ZCR Size	T Tube O.D.	Nominal Wall Thickness	d		L		C		Working Pressure psig (bar)			
				mm	in.	mm	in.	mm	in.	NI	SS	CU	
H-ZLG - 4A	1/4	1/4	0.035 in.	4.55	0.18	43.7	1.72	19.05	0.75	5100 (351)			
H-ZLG8- 4A	1/2					46.2	1.82			3500 (241)	2800 (192)		
H-ZLG - 6A		3/8	7.67	0.30			3300 (227)			2600 (179)			
H-ZLG - 8A	1/2	0.049 in.	10.14	0.40	46.5	1.83	3500 (241)			2800 (192)			
H-ZLG -12A	3/4	3/4	16.50	0.65	52.6	2.07	2400 (165)			1900 (130)			
H-ZLG -16A	1	1	0.065 in.	22.10	0.87	65.3	2.57			24.40	0.87	6800 (468)	5400 (372)
H-ZLG - 6MA	1/4	6mm	1.0 mm	4.06	0.16	43.7	1.72			19.05	0.75	4900 (337)	
H-ZLG - 8MA		8mm		6.12	0.24	43.9	1.73						
H-ZLG -10MA	1/2	10mm		8.12	0.32	46.5	1.83	3500 (241)	2800 (192)				
H-ZLG -12MA		12mm		9.96	0.39			3100 (213)	2400 (165)				
H-ZLG -18MA	3/4	18mm		1.5 mm	15.00	0.59	52.6	2.07	3000 (206)				

Dimensions are reference only, subject to change.