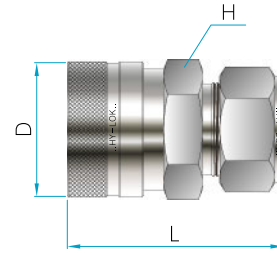


# Instrumentation Quick Connectors

## Bodies


### Hy-Lok Tube Ends

Part No.	Tube O.D.	Series	Min Orifice		D		L		H Width across flat	
			mm	in	mm	in	mm	in	mm	in
QF1CH - 4T	1/4	QF1	4.8	0.19	22.1	0.87	45.7	1.80	17.4	11/16
QF1CH - 6T	3/8	QF1	7.1	0.28	22.1	0.87	46.0	1.81	17.4	11/16
QF2CH - 6T	3/8	QF2	7.1	0.28	33.0	1.30	55.1	2.17	26.9	1 1/16
QF2CH - 8T	1/2	QF2	11.9	0.47	33.0	1.30	60.5	2.38	26.9	1 1/16
QF3CH - 12T	3/4	QF3	15.9	0.62	42.2	1.66	62.2	2.45	38.1	1 1/2
QF4CH - 16T	1	QF4	22.4	0.88	47.8	1.88	69.9	2.75	42.9	1 11/16



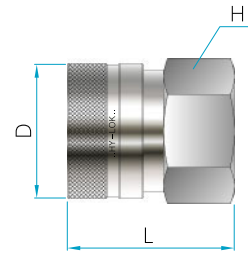
### Male Pipe

Part No.	Pipe Size	Series	Min Orifice		D		L		H Width across flat	
			mm	in	mm	in	mm	in	mm	in
QF1CM - 4N	1/4 NPT	QF1	6.1	0.19	22.1	0.87	39.9	1.57	17.4	11/16
QF1CM - 6N	3/8 NPT	QF1	9.4	0.37	22.1	0.87	39.9	1.57	17.4	11/16
QF2CM - 6N	3/8 NPT	QF2	10.4	0.41	33.0	1.30	46.5	1.83	26.9	1 1/16
QF2CM - 8N	1/2 NPT	QF2	12.7	0.50	33.0	1.30	52.8	2.08	26.9	1 1/16
QF3CM - 12N	3/4 NPT	QF3	18.3	0.72	42.2	1.66	59.4	2.33	38.1	1 1/2
QF4CM - 16N	1 NPT	QF4	22.4	0.88	47.8	1.88	67.2	2.65	42.9	1 11/16
QF1CM - 4R	1/4 PT	QF1	6.1	0.19	22.1	0.87	39.9	1.57	17.4	11/16
QF2CM - 8R	1/2 PT	QF2	12.7	0.50	33.0	1.30	52.8	2.08	26.9	1 1/16
QF4CM - 16R	1 PT	QF4	22.4	0.88	47.8	1.88	67.2	2.65	42.9	1 11/16
QF1CM - 4G	1/4 PF	QF1	6.1	0.19	22.1	0.87	45.7	1.80	19.1	3/4
QF2CM - 8G	1/2 PF	QF2	11.9	0.47	33.0	1.30	52.8	2.08	26.9	1 1/16



### Female Pipe

Part No.	Pipe Size	Series	Min Orifice		D		L		H Width across flat	
			mm	in	mm	in	mm	in	mm	in
QF1CF - 4N	1/4 NPT	QF1	9.7	0.19	22.1	0.87	38.1	1.50	19.1	3/4
QF1CF - 6N	3/8 NPT	QF1	9.7	0.37	22.1	0.87	41.4	1.63	22.2	7/8
QF2CF - 6N	3/8 NPT	QF2	15.0	0.41	33.0	1.30	43.9	1.73	26.9	1 1/16
QF2CF - 8N	1/2 NPT	QF2	16.0	0.50	33.0	1.30	43.9	1.73	26.9	1 1/16
QF3CF - 12N	3/4 NPT	QF3	22.4	0.72	42.2	1.66	48.1	1.89	38.1	1 1/2
QF4CF - 16N	1 NPT	QF4	27.1	0.88	47.8	1.88	53.8	2.12	42.9	1 11/16
QF1CF - 4R	1/4 PT	QF1	9.7	0.19	22.1	0.87	38.1	1.50	19.1	3/4
QF2CF - 8R	1/2 PT	QF2	16.0	0.50	33.0	1.30	43.9	1.73	26.9	1 1/16
QF1CF - 4G	1/4 PF	QF1	9.7	0.88	22.1	0.87	38.1	1.50	19.1	3/4
QF2CF - 8G	1/2 PF	QF2	16.0	0.19	33.0	1.30	43.9	1.73	26.9	1 1/16



Dimensions shown with Hy-Lok nuts in finger-tight position, where applicable.

All dimensions are in millimeters unless otherwise specified. Dimensions are for reference only, subject to change.