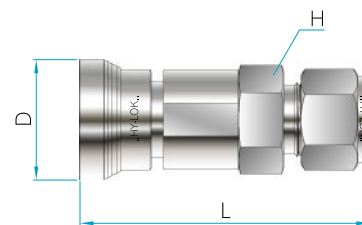


Bodies

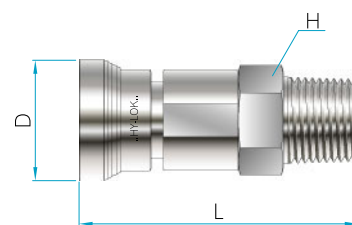
Hy-Lok Tube Ends

Part No.	Tube O.D	Series	L		D		H Width across flat	
			mm	in.	mm	in.	mm	in.
Q1BH - 2T	1/8"	Q1	57.4	2.26	23.1	0.91	15.8	5/8
Q1BH - 4T	1/4"	Q1	58.4	2.30	23.1	0.91	15.8	5/8
Q2BH - 6T	3/8"	Q2	65.5	2.58	26.2	1.03	19.1	3/4
Q3BH - 8T	1/2"	Q3	78.5	3.09	30.7	1.21	23.8	15/16
Q1BH - 6M	6mm	Q1	58.4	2.30	23.1	0.91	15.8	5/8
Q2BH - 10M	10mm	Q2	68.1	2.68	26.2	1.03	19.1	3/4
Q3BH - 12M	12mm	Q3	78.5	3.09	30.7	1.21	23.8	15/16




Male Pipe

Part No.	Pipe Size	Series	L		D		H Width across flat	
			mm	in.	mm	in.	mm	in.
Q1BM - 2N	1/8" NPT	Q1	51.1	2.01	23.1	0.91	15.8	5/8
Q1BM - 4N	1/4" NPT	Q1	54.9	2.16	23.1	0.91	15.8	5/8
Q2BM - 4N	1/4" NPT	Q2	60.5	2.38	26.2	1.03	19.1	3/4
Q2BM - 6N	3/8" NPT	Q2	60.5	2.38	26.2	1.03	19.1	3/4
Q3BM - 8N	1/2" NPT	Q3	75.4	2.97	30.7	1.21	23.8	15/16
Q1BM - 4R	1/4" PT	Q1	54.9	2.16	23.1	0.91	15.8	5/8
Q2BM - 6R	3/8" PT	Q2	60.5	2.38	26.2	1.03	19.1	3/4
Q3BM - 8R	1/2" PT	Q3	75.4	2.97	30.7	1.21	23.8	15/16



Female Pipe

Part No.	Pipe Size	Series	L		D		H Width across flat	
			mm	in.	mm	in.	mm	in.
Q1BF - 2N	1/8" NPT	Q1	54.9	2.16	23.1	0.91	15.8	5/8
Q1BF - 4N	1/4" NPT	Q1	61.5	2.42	23.1	0.91	19.1	3/4
Q2BF - 4N	1/4" NPT	Q2	64.5	2.54	26.2	1.03	19.1	3/4
Q2BF - 6N	3/8" NPT	Q2	65.3	2.57	26.2	1.03	22.2	7/8
Q3BF - 8N	1/2" NPT	Q3	81.8	3.22	30.7	1.21	26.9	1 1/16
Q1BF - 4R	1/4" PT	Q1	61.5	2.42	23.1	0.91	19.1	3/4
Q2BF - 6R	3/8" PT	Q2	65.3	2.57	26.2	1.03	22.2	7/8
Q3BF - 8R	1/2" PT	Q3	81.8	3.22	30.7	1.21	26.9	1 1/16



Dimensions shown with Hy-Lok nuts in finger-tight position, where applicable.
All dimensions are in millimeters unless otherwise specified. Dimensions are for reference only, subject to change.