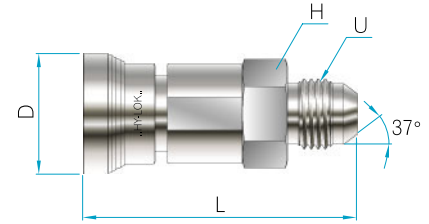


Instrumentation Quick Connectors

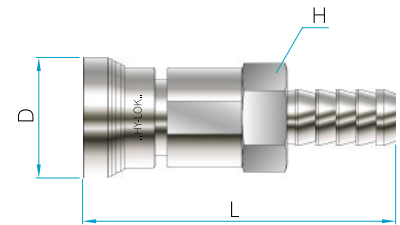
37° Flared Tube Ends

Part No.	Tube O.D	Series	U (UNF)	L		D		H Width across flat	
				mm	in.	mm	in.	mm	in.
Q1B3F-4T	1/4"	Q1	7/16-20	56.6	2.15	23.1	0.91	15.8	5/8
Q2B3F-6T	3/8"	Q2	9/16-18	60.3	2.37	26.2	1.03	19.1	3/4
Q3B3F-8T	1/2"	Q3	3/4 -16	73.4	2.89	30.7	1.21	23.8	15/16



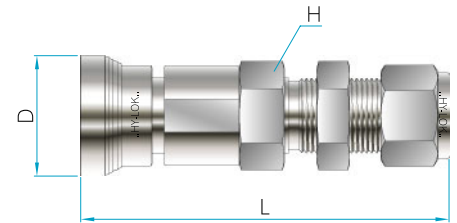
Hose Barb

Part No.	Tube O.D	Series	L		D		H Width across flat	
			mm	in.	mm	in.	mm	in.
Q1BHB-4T	1/4"	Q1	60.7	2.39	23.1	0.91	15.8	5/8
Q2BHB-6T	3/8"	Q2	68.3	2.69	26.2	1.03	19.1	3/4
Q3BHB-8T	1/2"	Q3	80.6	3.17	30.7	1.21	23.8	15/16



Hy-Lok Bulkhead Tube Ends

Part No.	Tube O.D	Series	L		D		Min Panel Hole Dia		Max Panel Thickness		H Width across flat	
			mm	in.	mm	in.	mm	in.	mm	in.	mm	in.
Q1BBH - 4T	1/4"	Q1	67.8	2.67	23.1	0.91	11.9	15/32	6.4	0.25	15.8	5/8
Q2BBH - 6T	3/8"	Q2	75.7	2.98	26.2	1.03	15.1	19/32	6.9	0.27	19.1	3/4
Q3BBH - 8T	1/2"	Q3	90.4	3.56	30.7	1.21	19.8	25/32	6.6	0.26	23.8	15/16
Q1BBH - 6M	6mm	Q1	67.8	2.67	23.1	0.91	11.9	29/64	6.4	0.25	16.0	-
Q2BBH - 10M	10mm	Q2	75.9	2.99	26.2	1.03	16.7	21/32	6.9	0.27	22.0	-
Q3BBH - 12M	12mm	Q3	90.4	3.56	30.7	1.21	19.6	49/64	6.6	0.26	24.0	-



Dimensions shown with Hy-Lok nuts in finger-tight position, where applicable. All dimensions are in millimeters unless otherwise specified. Dimensions are for reference only, subject to change.