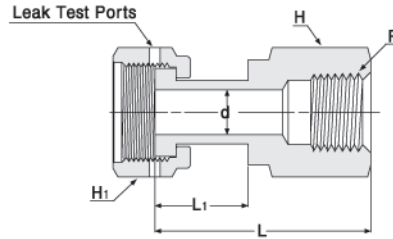


Hy-Lok ZCO O-Ring Face Seal Fittings

Swivel Female Connector

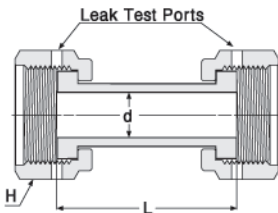
Converts male NPT thread to ZCO O-ring face seal.



Part Number	ZCO Size in	P Female NPT Size	d	L	L ₁	H Hex Flat	H ₁ Hex Flat	Working Pressure	
								in. (mm)	
H-ZCOSFC 4- 4N	1/4	1/4"	0.18(4.57)	1.57(39.88)	0.72(18.29)	3/4"	1 1/16"	6600	450
H-ZCOSFC 8- 6N	1/2	3/8"	0.40(10.16)	1.73(43.94)	0.84(21.34)	7/8"	1"	5300	360
H-ZCOSFC 8- 6N	1/2	1/2"	0.40(10.16)	1.96(49.78)	0.82(20.83)	1-1/16"	1"	4900	330
H-ZCOSFC12-12N	3/4	3/4"	0.62(15.75)	2.12(53.85)	0.94(23.88)	1-5/16"	1-1/2"	4000	270
H-ZCOSFC16-16N	1	1"	0.87(22.10)	2.29(58.17)	0.98(24.89)	1-5/8"	1-3/4"	3000	200

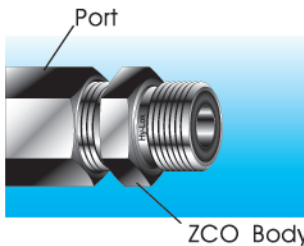
Swivel Union

Connects ZCO O-ring face seal.

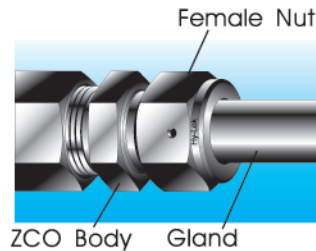


Part Number	ZCO Size in	d	L	H Wrench Flat	Working Pressure	
					in. (mm)	
H-ZCOSUA - 4	1/4	0.18(4.57)	1.42(36.07)	1 1/16"	10200	700
H-ZCOSUA - 8	1/2	0.40(10.16)	1.61(40.90)	1"	5800	390

Installation Instructions



Install ZCO body to existing port, tubing or equipment.



Assemble ZCO body with ZCO female nut and gland. And Tighten nut 1/8 turn with a wrench after finger tight to make sure metal to metal contact.

NOTE : When ZCO body or gland needs soldering, welding or brazing procedures, the O-ring should be removed to prevent possible damage

Ordering Information

Use **S316** for bodies and gland, nuts, **316L** for automatic tube weld fittings as a suffix to the basic part no. eg, H-ZCOSWG-8-S316, H-ZCOTWG-4-316L.

O-ring material selection

In case standard, No designator used.

Special O-Ring materials available on customer requests by indicating O-ring designator referred to Page 1. eg, H-ZCOTA-8-S316 (for standard O-ring), H-ZCOTA-8-BU-S316 (for Buna-N O-ring)

TYPE APPROVALS



American Bureau Shipping
CERTIFICATE NO.00-BK50288-X



Lloyd's Register
CERTIFICATE NO.01/10075



GERMANISCHER LLOYD
CERTIFICATE NO.57798 - 91 HH



DET NORSKE VERITAS
CERTIFICATE NO.P - 9100



Distributed by :

www.hy-lok.com